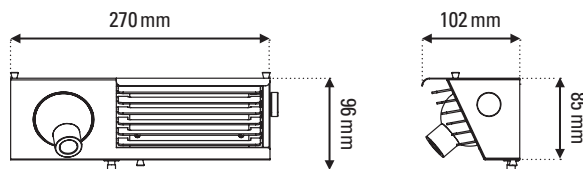




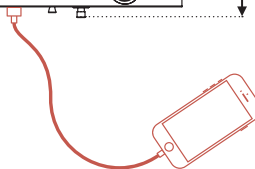
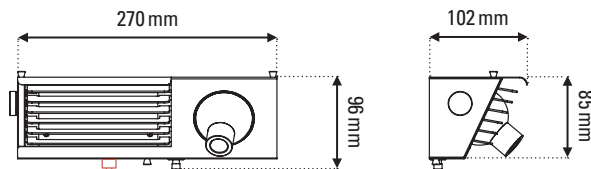
BINY BEDSIDE

de Jacques Biny

BINY BEDSIDE RIGHT



BINY BEDSIDE LEFT



FICHE TECHNIQUE

TECHNICAL SHEET



APPLIQUE

WALL LAMP

Matériaux Materials

Acier, aluminium
Steel, aluminium

Poids net Net weight

1,75 kg

Emballage Packaging

160 x 160 x 350 mm

IP IP

20

Tension Voltage

110/240V

Classe Class

1

Watt Watt

9W

Source Source

MODULE LED + SPOT LED 2700K
Non dimmable

Lumens Lumens output

309,66 lm

Driver

Driver

Driver fourni (122,5 x 39 x 18,5 mm)
700 mA / 9-22V / 6-17,5W
Driver supplied (122,5 x 39 x 18,5 mm)
700 mA / 9-22V / 6-17,5W

Câble Wire

NA

Interrupteur Switch

Switch

Sur la lampe
On the lamp

Fiches Plug

NA

Autre Other

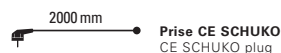
Other

USB port 5V - 1A
Volets orientables - Amplitude 50°
Orientable flaps - Amplitude 50°
Molette de réglage - Flaps wheel


Option Option

Option

Cordon d'alimentation 2m avec fiche Schuko
Electric cord 2m with Schuko plug



CORPS BODY



FINITIONS FINISHES



BINY BEDSIDE

de Jacques Biny

FICHE TECHNIQUE TECHNICAL SHEET

DONNÉES PHOTOMÉTRIQUES PHOTOMETRIC DATA

Flux 309,66 lm
Tc 2873 K
CRI 90,6

