








KUSHI XL suspension

ALBERTO SAGGIA & VALERIO SOMMELLA / 2019

EN: Suspension lamp. Opal diffuser made of two layers of mouth blown glass. Metallic body available in three coating finishes: black, copper and brass.

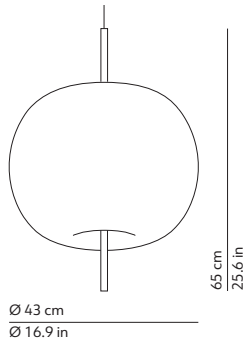
IT: Lampada a sospensione. Diffusore in vetro opale incamiciato e soffiato. Struttura in metallo verniciato in tre versioni: nero, rame e ottone.

CERTIFICATIONS / CERTIFICAZIONI

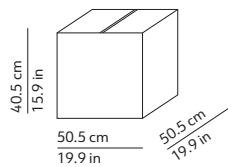
-  Product in class I
Apparecchio di classe I
- IP20 Product for indoor use
Apparecchio per uso interno
-  Product in conformity with the European directive 2006/95/EC
Apparecchio conforme alla direttiva europea 2006/95/EC
-  Product in conformity with the Eurasian Custom Unions technical regulations
Apparecchio conforme ai regolamenti tecnici dell'Unione doganale Eurasiatica
-  USA and Canada conformity seal
Marchio di conformità USA e Canada
-  This lamp must be disposed in conformity with the EU directive 2002/96/EC
Apparecchio di illuminazione da smaltire secondo la direttiva EU 2002/96/EC

CODES AND DIMENSIONS / CODICI E DIMENSIONI

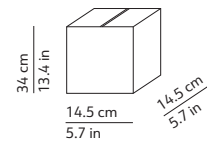
K218105N
K218105O
K218105R



PACKAGING / IMBALLO



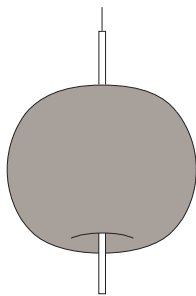
Diffuser
Volume: 0.103 m³ / 3.647 ft³
Gross weight: 4.75 kg / 10.45 lbs




Structure
Volume: 0.007 m³ / 0.252 ft³
Gross weight: 0.87 kg / 1.91 lbs

MATERIALS AND FINISHINGS / MATERIALI E FINITURE

DIFFUSER / DIFFUSORE

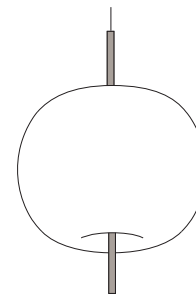


 White / Bianco

Two layers of mouth blown glass
Vetro opale incamiciato e soffiato

STRUCTURE / STRUTTURA

-  Black / Nero
RAL 9005
Matt / Opaco
-  Brass / Ottone
Shiny / Lucido
-  Copper / Rame
Shiny / Lucido




Coated metallic structure
Struttura in metallo verniciato


FURTHER INFORMATION / INFORMAZIONI AGGIUNTIVE


230V
or 120V Feeding / Alimentazione


Light source / Sorgente luminosa
2 x 70W max - E27 (E26)

 Energy efficiency class from A++ to E

 Dimmable / Dimmerabile
Yes

 Suspension lamp
Lampada a sospensione

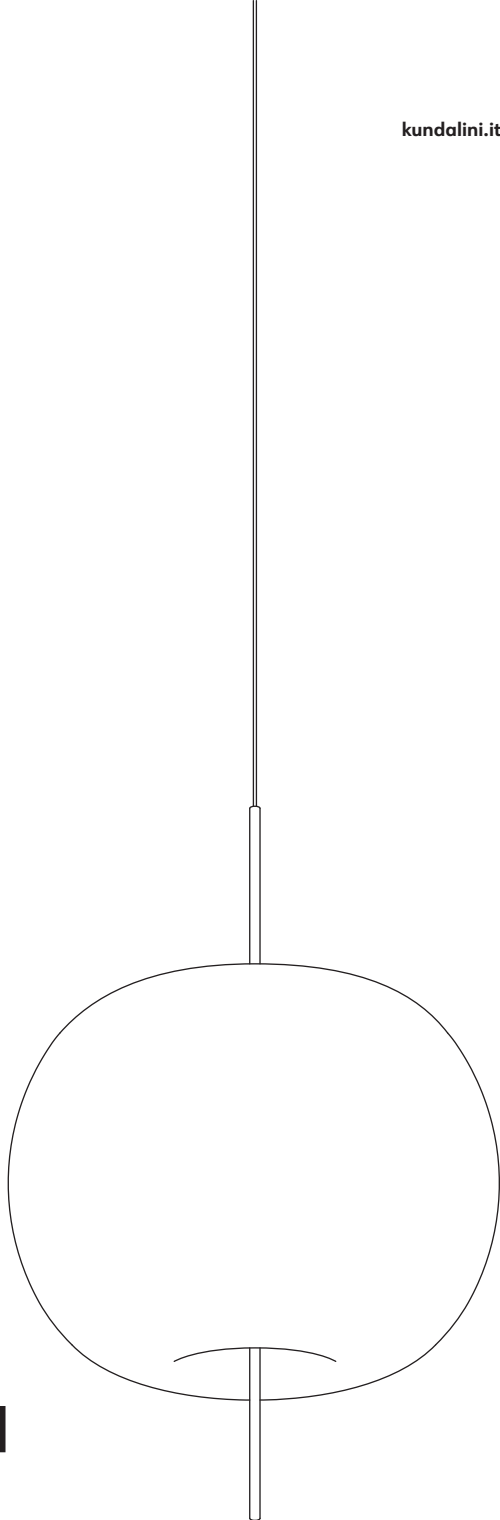
 Canopy - diam. 4.9in h. 1.2in - white
fixed to the ceiling with not provided screws (2-4)
Rosone - diam. 12.5cm h. 3cm - colore bianco
fissato a soffitto con tasselli (2-4) non forniti

 Transparent cord set - length ca. 70.9 in
different lengths on request
Cavo di alimentazione trasparente - lunghezza ca. 180cm
altre lunghezze su richiesta

kdl'n

kundalini.it

ASSEMBLY INSTRUCTIONS
ISTRUZIONI DI MONTAGGIO
INSTRUCCIONES DE MONTAGE
MONTAGE-ANLEITUNG
INSTRUCCIONES DE MONTAJE
ИНСТРУКЦИИ ПО МОНТАЖУ



KUSHI XL SUSPENSION

ALBERTO SAGGIA
& VALERIO SOMMELLA

WARNING

The safety is guaranteed by the appropriate use of the following instructions, so you must keep them. Always disconnect the main voltage before working on the appliance. Never use abrasive products or aggressive detergents for cleaning the lamp. If the external cable of this appliance is damaged, it must be replaced by the manufacturer, its after sales service or other equivalent qualified person only in order to avoid any danger. Kundalini will not provide a replacement until the nature of defect has been determined.

ATTENZIONE

La sicurezza dell'apparecchio è garantita con l'uso appropriato delle seguenti istruzioni, pertanto è necessario conservarle. Togliere sempre la tensione prima di operare sull'apparecchio. Per pulire la lampada non usare mai prodotti abrasivi o detergenti aggressivi. Se il cavo esterno di questo apparecchio viene danneggiato, deve essere sostituito esclusivamente dal costruttore, dal suo servizio assistenza, o da personale qualificato equivalente, al fine di evitare pericoli. Kundalini non effettuerà nessuna sostituzione se non dopo aver accertato la natura del difetto.

ATTENTION

La sûreté de l'appareil n'est garantie qu'en suivant scrupuleusement les instructions ci-après. Il est donc nécessaire de les conserver. Isoler l'appareil du secteur avant toute manipulation. Pour nettoyer la lampe, ne jamais utiliser de produits abrasifs ou de nettoyeurs agressifs. Si le câble externe de cet appareil est endommagé, il doit être remplacé uniquement par les soins du constructeur, par son service après-vente ou bien par le personnel équivalent, et ce afin d'éviter tout danger. Kundalini ne remplacera aucun appareil sans en avoir pu vérifier le défaut.

ACHTUNG

Die Sicherheit dieses Artikels wird nur durch die strikte Befolgung der nachfolgenden Betriebsanleitung gewährleistet. Bitte heben Sie diese unbedingt auf. Vor allen Arbeiten ziehen Sie bitte den Stecker aus der Dose. Für die Reinigung der Lampe niemals Schleifmittel oder aggressive Reinigungsmittel verwenden. Sollte das Außenkabel der Lampe beschädigt werden, ist es ausschließlich vom Service-Dienst des Herstellers oder gleichwertigen, qualifiziertem Personal auszutauschen, um somit Gefahren zu vermeiden. Kundalini leistet grundsätzlich erst nach einer gründlichen Überprüfung Ersatz.

ATENCIÓN

La seguridad del aparato está garantizada sólo con el uso apropiado de las instrucciones siguientes, por lo tanto es necesario atenderlas puntualmente. Desconectar siempre la alimentación antes de trabajar en el aparato. Nunca utilice productos abrasivos o detergentes agresivos para limpiar la lámpara. Si el cable externo de este aparato se deteriora será necesario sustituirlo; la sustitución podrá efectuarla exclusivamente el fabricante, su servicio de asistencia o personal cualificado equivalente para evitar peligros. Kundalini no efectuará sustitución alguna hasta después de haber verificado la naturaleza del defecto.


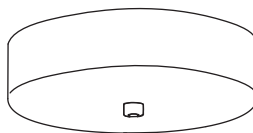
ВНИМАНИЕ!

Безопасность прибора обеспечивается за счет правильного пользования настоящими инструкциями, поэтому необходимо их сохранять. Перед началом работы на приборе всегда отключать напряжение. Для очистки лампы не использовать абразивные продукты или агрессивные чистящие средства. Если внешний кабель прибора поврежден, во избежание опасностей он должен быть заменен только изготовителем, его сервисной службой или равнозначным квалифицированным персоналом. Kundalini не выполняет никаких замен, если не было установлено происхождение дефекта.

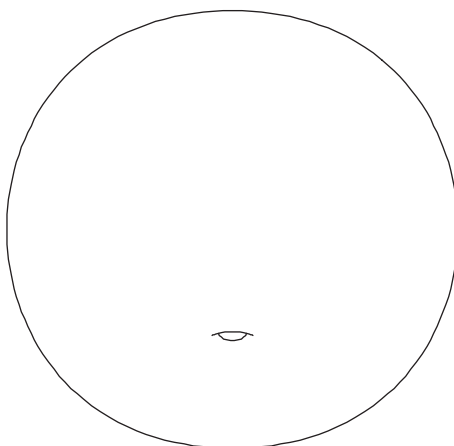


IP20

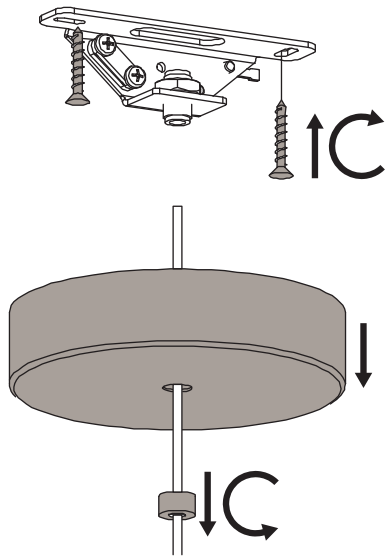




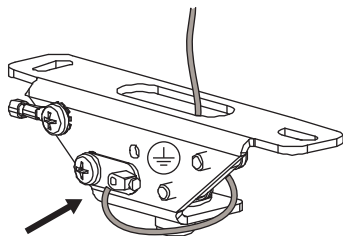
BOX N.1



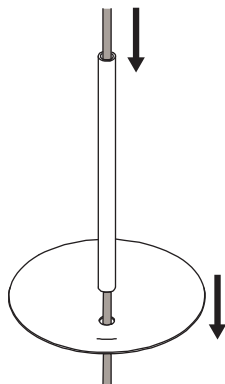
BOX N.2



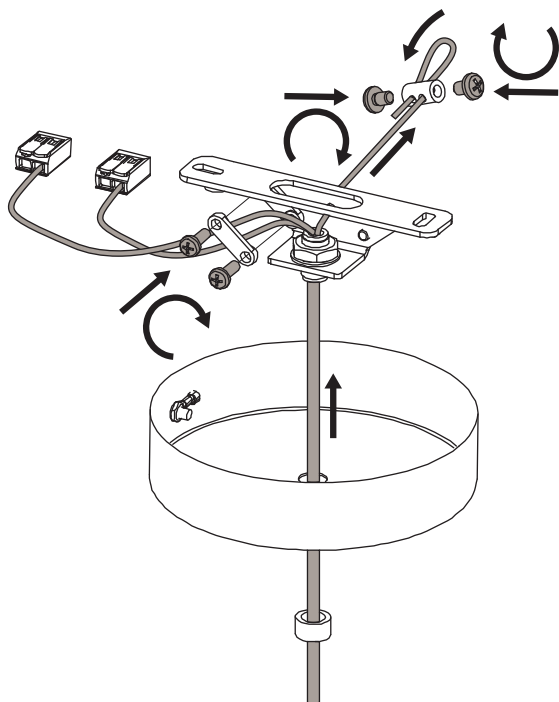
.1



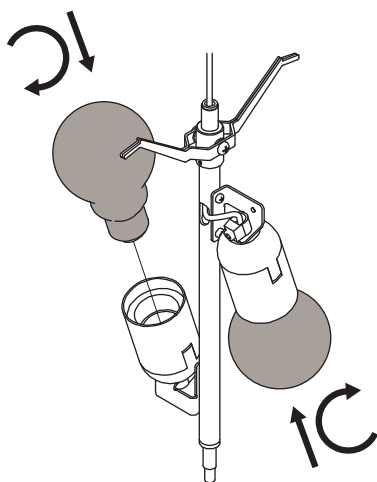
.2



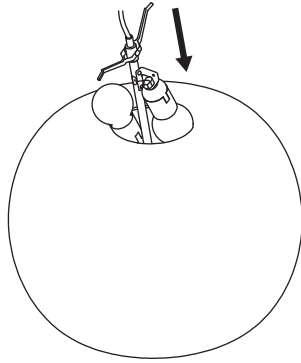
.3



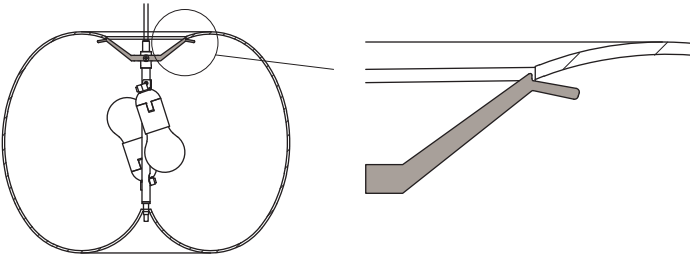
.4



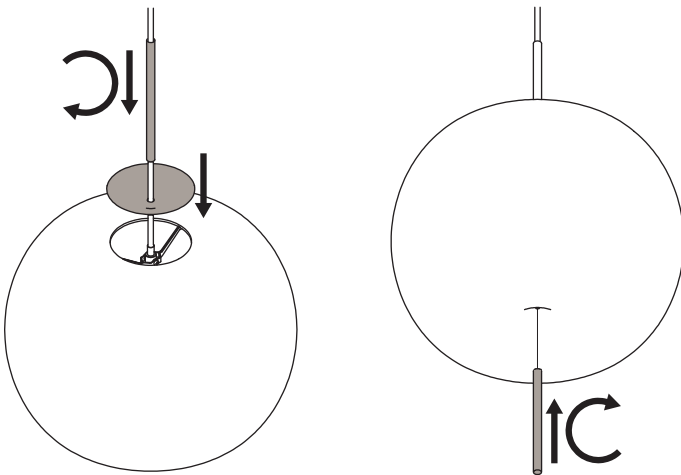
.5



.6

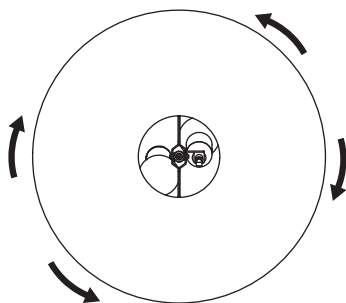


.7



.8

.9



ISTRUZIONI DI MONTAGGIO

Nel caso la lampada risultasse storta, girare il vetro sul supporto fino a trovare il punto di equilibrio - Fig.9 -. Per valutare il punto di equilibrio esatto richiudere il tutto come da passaggi - Fig.7 e 8 -.

ASSEMBLY INSTRUCTIONS

If the lamp is distorted, turn the glass structure on the support until a balance point is reached - Fig.9 -. To find the exact balance point, repeat steps in - Fig.7 and 8 -.

INSTRUCTIONS DE MONTAGE

Si la lampe devait être déformée, tourner le verre sur le support jusqu'à trouver le point d'équilibre - Fig.9 -. Pour évaluer le point d'équilibre exact, fermer le tout comme indiqué par les étapes - Fig.7 et 8 -.

MONTAGE-ANLEITUNG

Wenn die Lampe schief ist, das Glas auf der Halterung drehen, bis die Lampe gerade hängt - Abb. 9 -. Dann alles wieder wie in den Abschnitten - Abb.7 und 8 - schließen.

INSTRUCCIONES DE MONTAJE

En el caso en que la lámpara esté torcida, gire el vidrio son el soporte hasta encontrar el punto de equilibrio - Fig.9 -. Para evaluar el punto de equilibrio exacto vuelva a cerrar todo como en los pasos anteriores - Fig.7 y 8 -.

ИНСТРУКЦИИ ПО МОНТАЖУ

Если плафон перекручен, поверните стекло на основании до тех пор, пока не будет найдена точка равновесия - рис.9 -. Чтобы найти нужную точку равновесия, снова повторите всё в соответствии с шагами - рис.7 и 8 -.

BULBS, LAMPADINE, AMPOULES, LEUCHTENMITTEL, BOMBILLAS, ТИП ЛАМПОЧКИ

2 x70W - E27 (E26 US)

Energy efficiency class from A++ to E

FEEDING, ALIMENTAZIONE, ALIMENTATION, SPANNUNG, TENSION DE RED, НАПРЯЖЕНИЕ

220-240 / 120 V

