

EXCALIBUR

designed by Corrado Dotti

559.13 Chandelier

Collezione / Series

Excalibur

Dimensioni / Dimensions

H. 45 x Ø. 50 / H. 17.7" x Ø. 19.7"

Peso / Weight

8 kg / 17,6 lb

Materiali / Materials

metal, brass, PMMA

CE  IP40

Certificazioni / Certifications

CE (240V)

Sorgente / Source

110/240 V
3x Integrated LED
Wattage: 10 Watts
Lumens: 3600 lm
Dimmability: phase cut
Color Temperature: 2700K
Cable: 150 cm

Note / Notes

Custom ceiling plate on request
Additional suspensions available on request

Finiture / Finishes

C2 Matte black + C41 Brushed brass

Struttura realizzata da un rosone in metallo verniciato a polveri epossidiche e da tre sospensioni realizzate da un corpo in metallo, due diffusori prismatici in plexiglass e tre fasce rettangolari di ottone spazzolato.

Structure made of an epoxy powder coated canopy and three suspensions made of a metal body, two prismatic diffusers in plexiglass and three rectangular flaps in brushed brass.

ABOUT

Lampada dalla leggera ispirazione Decò, composta da un corpo in metallo nero con 2 diffusori prismatici in plexiglass, contornato da 3 lamine rettangolari in ottone satinato. Elegante e versatile disponibile nelle seguenti versioni: sospensione singola o a grappolo, chandelier di due dimensioni, lampada da parete singola o doppia.

A slightly Deco inspired lamp. The main body is in black coating and the light is spread through 2 plexiglass prisms and it's wrapped into 3 rectangular brushed brass foils. It is available in different compositions: single or bunch suspension, chandeliers in two different dimension, single or double wall lamp.



EXCALIBUR

559.13 Chandelier

Design: Corrado Dotti

Description: A slightly Deco inspired lamp. The main body is in black coating and the light is spread through 2 plexiglass prisms and it's wrapped into 3 rectangular brushed brass foils. It is available in different compositions: single or bunch suspension, chandeliers in two different dimension, single or double wall lamp.

Materials: metal, brass, PMMA

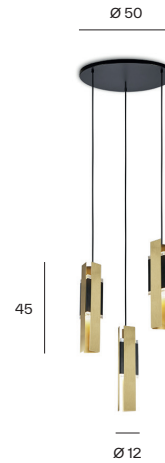
Mounting: Pendant: cable length 150 cm. Cable: 2 x 0,75 mm². Canopy: Ø 50 cm included with bracket.

Nt. Wt.: 8 kg

Class: Degree of protection IP40, insulation class 1.

Note: Custom canopy on request
Additional suspensions available on request
Available in 110/120V

CE ⊕ IP40

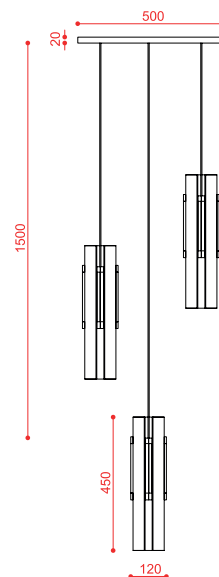
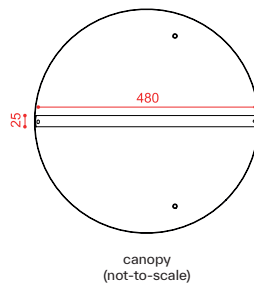


code	source	lumens	dimmability	finishes	cable (cm)	dimensions (cm)	LED
559.13	3 x LED 220/240V	3600 Lm	phase cut	C74 + C41	150	H 45 x Ø 50	10W 2700K

Hardware Details



C74 Sand black + C41 Brushed brass



measurements in mm