

## EXCALIBUR

designed by Corrado Dotti

559.26 Chandelier

### Collezione / Series

Excalibur

### Dimensioni / Dimensions

H. 50-100 x Ø. 100-200 / H. 19.6"-39.4" x  
Ø. 39.4"-78.7"

### Peso / Weight

11,4 kg / 25,1 lb

### Materiali / Materials

metal, brass, PMMA

CE  IP40

### Certificazioni / Certifications

CE (240V)

### Sorgente / Source

110/240 V  
6x Integrated LED  
Wattage: 10 Watts  
Lumens: 7200 lm  
Dimmability: phase cut  
Color Temperature: 2700K  
Cable: 150 cm

### Note / Notes

Additional suspensions available on request  
Additional decentralizers available

### Finiture / Finishes

C2 Matte black + C41 Brushed  
brass

Struttura realizzata da un rosone, da decentratori per ancoraggio a muro verniciati a polveri epossidiche, e da sei sospensioni realizzate da un corpo in metallo, due diffusori prismatici in plexiglass e tre fasce rettangolari di ottone spazzolato.

Structure composed by a canopy, ceiling attachments and by six suspensions realized by a metal body, two prismatic diffusers in plexi-glass and three rectangular flaps in brushed brass.

## ABOUT

Lampada dalla leggera ispirazione Decò, composta da un corpo in metallo nero con 2 diffusori prismatici in plexiglass, contornato da 3 lamine rettangolari in ottone satinato. Elegante e versatile disponibile nelle seguenti versioni: sospensione singola o a grappolo, chandelier di due dimensioni, lampada da parete singola o doppia.

A slightly Deco inspired lamp. The main body is in black coating and the light is spread through 2 plexiglass prisms and it's wrapped into 3 rectangular brushed brass foils. It is available in different compositions: single or bunch suspension, chandeliers in two different dimension, single or double wall lamp.



# EXCALIBUR

559.26 Chandelier

**Design:** Corrado Dotti

**Description:** A slightly Deco inspired lamp. The main body is in black coating and the light is spread through 2 plexiglass prisms and it's wrapped into 3 rectangular brushed brass foils. It is available in different compositions: single or bunch suspension, chandeliers in two different dimension, single or double wall lamp.

**Materials:** metal, brass, PMMA

**Mounting:** Pendant: cable length 150 cm. Cable: 2 x 0,75 mm<sup>2</sup>. Canopy: Ø 23 cm included with bracket. Ceiling attachment: 6 included.

**Nt. Wt.:** 11,4 kg

**Class:** Degree of protection IP40, insulation class 1.

**Note:** Additional suspensions available on request  
Additional ceiling attachment available  
Available in 110/120V

CE ⊕ IP40

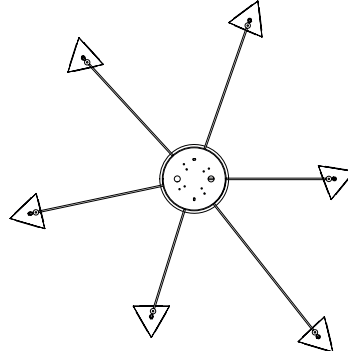
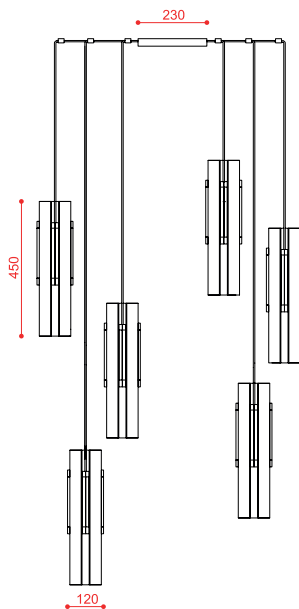
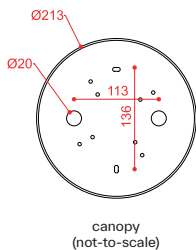


code	source	lumens	dimmability	finishes	cable (cm)	dimensions (cm)	LED
559.26	6 x LED 220/240V	7200 Lm	phase cut	C74 + C41	150	Ø 100/200 H. 50/100	10W 2700K

Hardware Details



C74 Sand black + C41 Brushed brass



measurements in mm